

# HELP

## Homeowner Emergency Localized Plan

a wellcare® Program



**wellcare**  
**HOTLINE**  
Call 888.395.1033  
[www.wellcarehotline.org](http://www.wellcarehotline.org)

## Emergency Preparedness for Homeowners with Water Wells

### Emergency Plan for Your Water Well

#### Before an Emergency

- **Inspect & Maintain:** Regularly inspect your well, pump, and pressure system. Have a licensed well contractor confirm it is up to code and in good working condition.
- **Water Testing:** Test your water at least once a year for bacteria, nitrates, and contaminants.
- **Backup Power:** Install a generator to keep the well pump operational during power outages. Test it regularly.
- **Emergency Water Storage:** Store at least one gallon of water per person per day for a minimum of two weeks.
- **Protect Against Flooding & Contamination:** Ensure your wellhead is sealed and elevated to prevent floodwater contamination.
- **Disinfection:** Gather supplies for disinfection and learn the steps to disinfect your well.


#### During an Emergency

- **Power Outage:** Use a generator to run the well pump or rely on stored water.
- **Flooding:** Stop using well water if flooding occurs near the well. There is risk of electrical shock. Turn power off to the pump to prevent accidental use and injury.
- **Contamination:** If there is flooding, sewage overflow, or chemicals in the area your well could become contaminated. Switch to stored water until you can assess the safety of your well water.
- **Freezing Weather:** Insulate well components and keep a slow drip of water running to prevent freezing.



wellcare® is a program of the Water Systems Council

For more information on our programs visit our website at  
[watersystemscouncil.org](http://watersystemscouncil.org) or call 202.625.4387



# HELP

## Homeowner Emergency Localized Plan

a wellcare® Program



**wellcare**  
**HOTLINE**  
Call 888.395.1033  
[www.wellcarehotline.org](http://www.wellcarehotline.org)

### After an Emergency

- **Shock Chlorinate & Test Water:** If your well was exposed to contamination, disinfect and test before use. Continue to monitor water quality for changes even weeks and months after an emergency. Regular testing is essential if your water source was affected.
- **Check for Structural Damage:** Check for physical damage to the well (i.e., crack in casing, wellhead is dislodged), inspect well components, and electrical connections. If any well components have been covered by flood water do not start your well pump until the system has been inspected by a licensed well contractor.
- **Report Issues:** Contact local health department for guidance and a licensed well contractor for repairs.

### Emergency Plan for Your Home

#### General Preparedness

- **Backup Power:** Keep flashlights, batteries, power bank for charging electronics, and a generator with fuel on hand.
- **Food & Supplies:** Stock non-perishable food, medications, and basic emergency supplies for at least two weeks. Refer to our *Emergency Kit Essentials* for more details.
- **Heat & Cooling:** Have alternative heating sources (wood stove, propane heater) and cooling methods in extreme temperatures.
- **Fire Safety:** Keep fire extinguishers and ensure smoke and carbon monoxide detectors are functional.


#### During an Emergency

- **Follow Local Warnings:** Monitor weather alerts; take shelter or evacuate if necessary.
- **Secure Your Home:** Shut off utilities if needed (gas, water, electricity).
- **Use Alternative Water Sources:** If your well is compromised, rely on stored water or other safe alternatives.



wellcare® is a program of the Water Systems Council

For more information on our programs visit our website at  
[watersystemscouncil.org](http://watersystemscouncil.org) or call 202.625.4387



# HELP

## Homeowner Emergency Localized Plan

a wellcare® Program



**wellcare**  
**HOTLINE**  
Call 888.395.1033  
[www.wellcarehotline.org](http://www.wellcarehotline.org)

### After an Emergency

- **Inspect Damage:** Check for structural damage, plumbing issues, and water leaks.
- **Contact Utility Providers:** Report outages or damage to gas or electrical services.
- **Dispose of Contaminated Food:** If refrigeration was lost, discard spoiled food.

### Emergency Plan for Your Family

#### Before an Emergency

- **Communication Plan:** Establish how your family will stay in touch during a disaster (texts, emergency contacts).
- **Evacuation Plan:** Know evacuation routes and shelter locations.
- **Emergency Contacts:** Keep a list of local emergency numbers, well contractors, and neighbors.
- **Make a Go Bag:** Pack an emergency "Go Bag" for each member of your family to take with you if you need to take shelter or evacuate. Refer to our *Emergency Kit Essentials* for a list of items to pack.
- **First Aid Kit:** Maintain a stocked kit with essential medications.

#### During an Emergency

- **Check on Family & Neighbors:** Ensure everyone is safe and has access to clean water.
- **Follow Safety Procedures:** Stay indoors during storms, avoid flooded areas, and use emergency alerts.


#### After an Emergency

- **Assess Family Needs:** Ensure medical needs are met and seek assistance if needed.
- **Replenish Supplies:** Restock emergency items used during the event.



wellcare® is a program of the Water Systems Council

For more information on our programs visit our website at  
[watersystemscouncil.org](http://watersystemscouncil.org) or call 202.625.4387



# HELP

## Homeowner Emergency Localized Plan

*a wellcare® Program*



**wellcare**  
**HOTLINE**  
Call 888.395.1033  
[www.wellcarehotline.org](http://www.wellcarehotline.org)

### Long-Term Considerations

#### Update Your Emergency Plan

- Review your experiences and adjust your emergency plan to improve preparedness for the future.

#### Alternative Water Solutions

- Consider installing a hand pump for your well to ensure access to water during extended power outages. You can also prepare by using a cistern for water storage, setting up a rainwater collection system for emergency supply, or keeping bottled water on hand. Always test and purify any water before using it for drinking or cooking.

### Local Resources

#### List of Contacts

**Emergency Contacts:**


**Well Contractor & Water Testing Services:**

**Local Emergency Management, Health Department, & Shelters:**



**wellcare® is a program of the Water Systems Council**

**For more information on our programs visit our website at  
[watersystemscouncil.org](http://watersystemscouncil.org) or call 202.625.4387**



# HELP

## Homeowner Emergency Localized Plan

a wellcare® Program



**wellcare**  
**HOTLINE**  
Call 888.395.1033  
[www.wellcarehotline.org](http://www.wellcarehotline.org)

## Emergency Kit Essentials

- **Water & Food** – Non-perishable items + pet supplies 🍷 🐾
- **Go Bag** – Clothes, sturdy shoes, toiletries, meds 🧳 👢
- **Documents** – IDs, insurance, bank info, stored in a waterproof folder 📁 🔒
- **NOAA Radio** – Hand-crank, solar, or battery-powered + weather app 📻 ☀️
- **Light & Power** – Flashlights, batteries, power banks, and charging cords 🔦 🔋
- **First Aid Kit** – Bandages, meds, hand sanitizer, and emergency supplies 🩹 🚑
- **Fire & Warmth** – Candles, matches, lighters, hand warmers 🕯️ 🔥
- **Shelter & Comfort** – Tent, sleeping bag, blanket 🏕️ 🛏️
- **Cooking Essentials** – Camp stove, can opener, pots, utensils 🍲 🔥
- **Navigation & Communication** – Maps, whistle, signals, cellphone 🗺️ 📞 📱
- **Cash & Cards** – Keep extra cash in case of power outages 💵 💳
- **Fuel Up** – Keep your car's gas tank full and have extra fuel on hand 🚗 ⛽
- **Back-Up Power** – If possible, have a generator or solar panels ⚡ ☀️



wellcare® is a program of the Water Systems Council

For more information on our programs visit our website at  
[watersystemscouncil.org](http://watersystemscouncil.org) or call 202.625.4387

